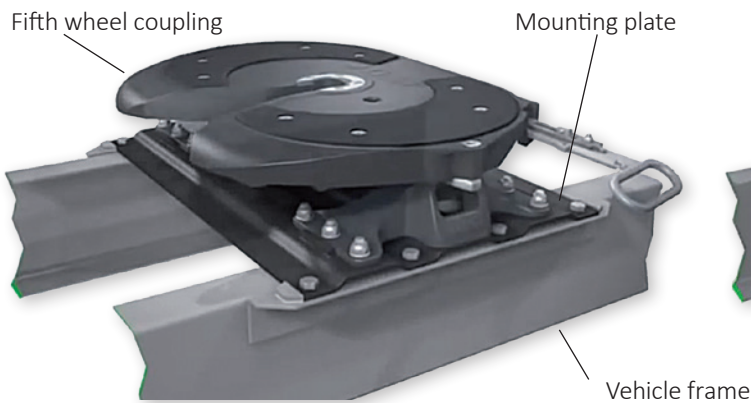


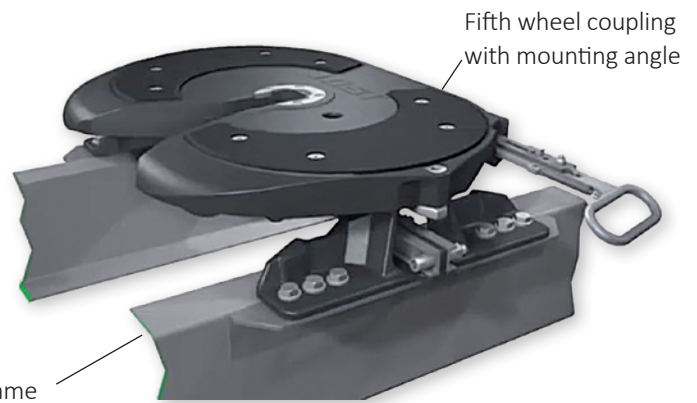
Mounting

Plate mounting



The fifth wheel coupling is fixed to the tractor frame by means of a mounting plate. Various mounting plate and fifth wheel mounting heights are available to facilitate an accurate match between the height of the fifth wheel and existing trailer systems.


Frame mounting



The fifth wheel coupling is built onto either the frame or sub-frame of the tractor. The JOST mounting instructions for fifth wheel couplings and mounting plates, as well as the respective mounting instructions supplied by the vehicle manufacturer must be observed when mounting or converting equipment.

Optional accessories

JOST Fleetmaster Handle is a handle extension (250 mm longer than the standard handle) with spring clips. JOST Fleetmaster Handle facilitates the opening process particularly where access and space is restricted. It can be secured using the attached spring clips. This enables improved and more secure use of the fifth wheel coupling. JOST Fleetmaster Handle can be retrofitted with the JSK 36 D fifth wheel coupling and the JSK SL or ProTech sliders.



Always safely coupled: sensor solutions

A modern vehicle fleet places complex demands on operators and drivers. It is thus essential to make it as safe as possible to operate the vehicle, to keep down the standing time and to avoid accidents. JOST has therefore developed various systems that build on each other to automate or support manual procedures; they thereby not only increase safety, but also efficiency.

All systems support the driver in the coupling process and/or in checking the fifth wheel coupling locking mechanism. This may be handled via an LED display on the coupling itself, driver assistance systems with remote display and/or remote operation in the driver's cab, or KKS, which automates the entire coupling process. Naturally, our sensor solutions can be combined with LubeTronic.

More information on the sensor solutions in the Systems chapter in this catalogue.

